

Tuinberging Levi

- 4x Dichtpaneel - 1710x1985mm
- 2x Dakpaneel betonplex - 1860x1710mm

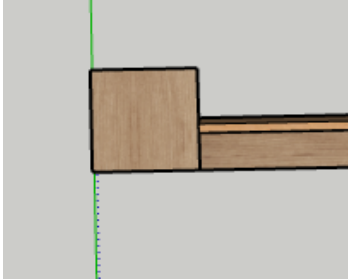
-
- 4x Douglas balk 120x120mm - 1988mm
 - 1x Douglas balk 90x90mm - 3660mm langste maat 2x 45*
 - 2x Douglas balk 90x90mm - 1950mm langste maat 1x 45*
 - 2x Douglas balk 90x90mm - 700mm langste maat 2x 45*
 - 1x Lat douglas 65x16mm - 3692mm
 - 2x Lat douglas 65x16mm - 1906mm
 - 1x Epdm dakbedekking 2400x4000mm

-
- 12x Schroeven 120mm
 - 41x Schroeven 100mm
 - 4x Schroeven 80mm
 - 14x Schroeven 40mm
 - 2x Boortje 5mm



1.

**1x Dichtpaneel - 1710x1985mm
1x Balk 120x120mm - 1950mm
3x Schroef 100mm**



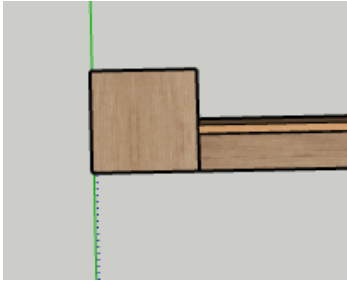
2.

**1x Dichtpaneel - 1710x1985mm
1x Balk 120x120mm - 1950mm
6x Schroef 100mm**



3.

**1x Dichtpaneel - 1710x1985mm
1x Balk 120x120mm - 1950mm
6x Schroef 100mm**



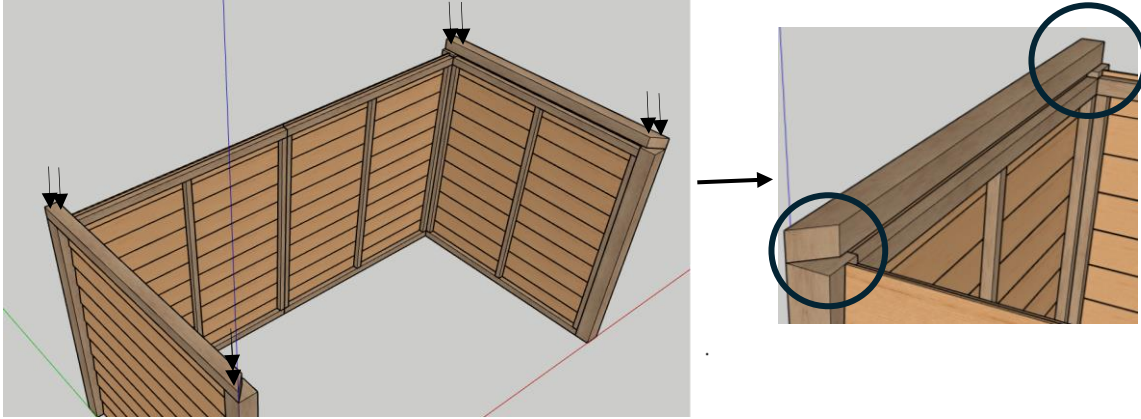
4.

**1x Dichtpaneel - 1710x1985mm
1x Balk 120x120mm - 1950mm
6x Schroef 100mm**



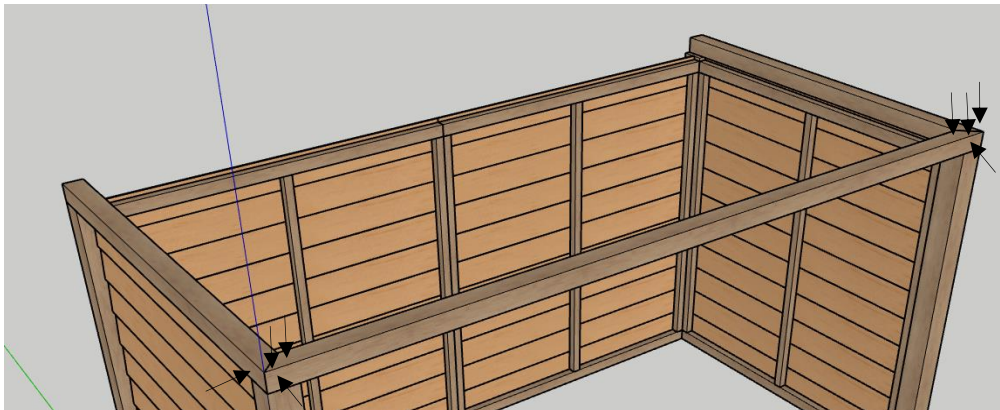
5.

**2x Balk 90x90mm - 1950mm 2x45*
8x Schroef 120mm**



6.

**1x Balk 90x90mm - 3660mm 2x45*
4x Schroef 120mm
4x Schroef 80mm**



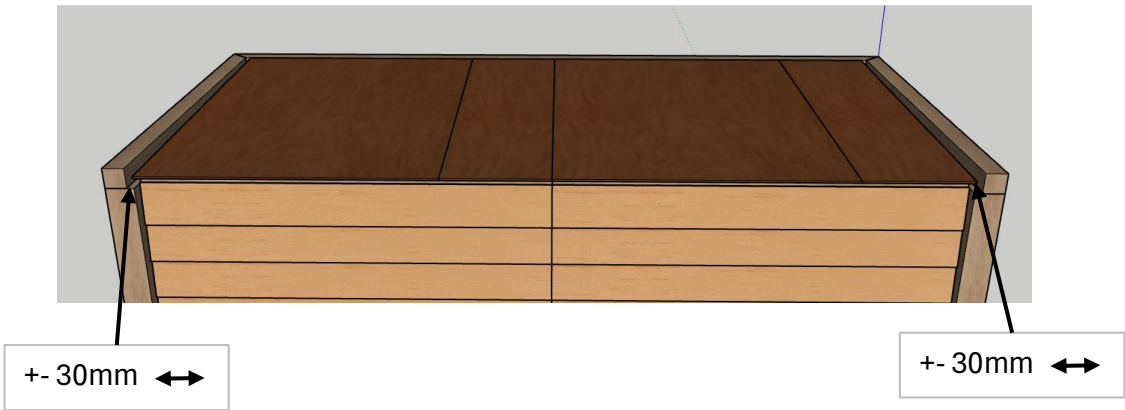
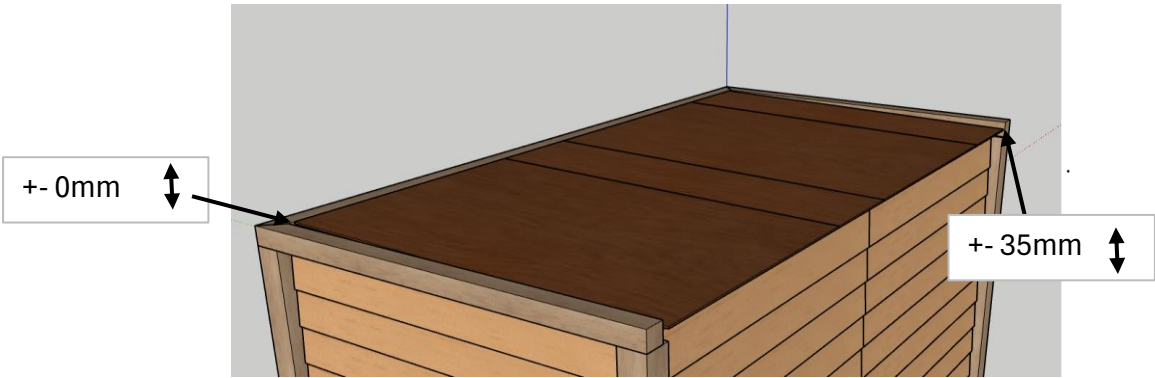
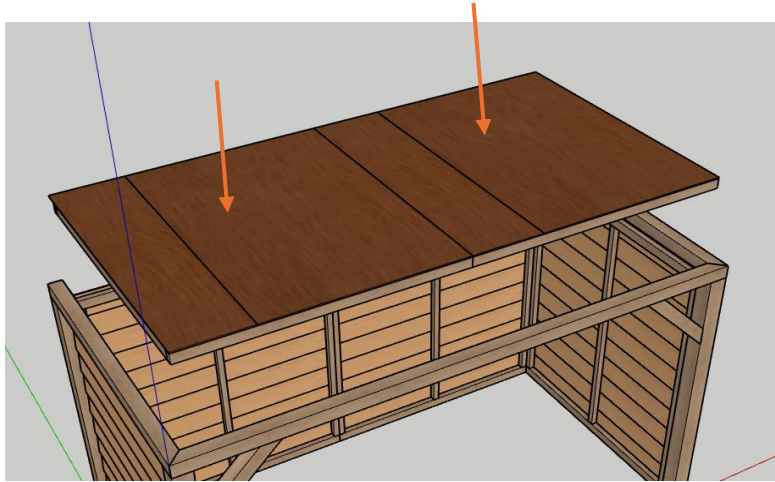
7.

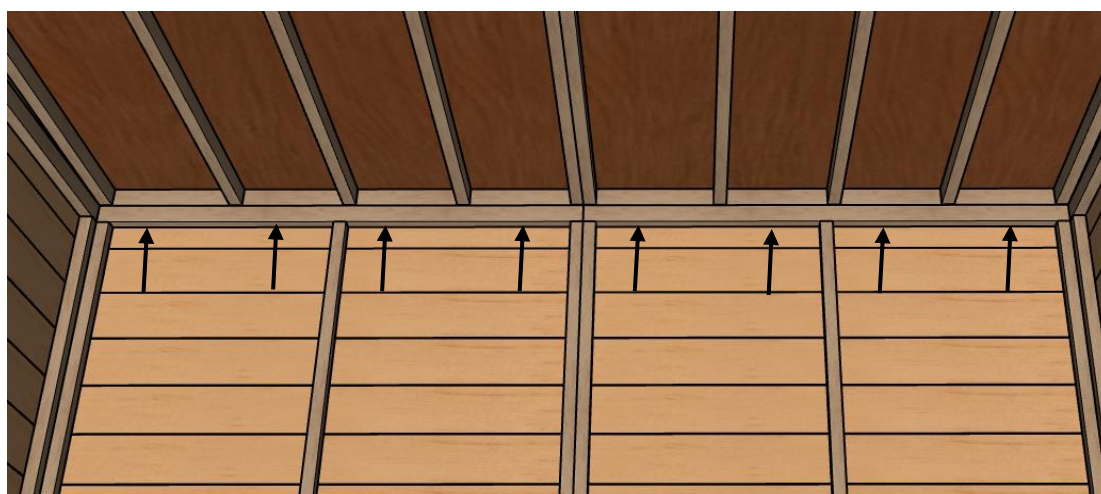

**2x Balk 90x90mm- 700mm 2x 45*
4x Schroef 100mm**



8.

**2x Dakpaneel betonplex - 1860x1710mm
16x Schroef 100mm**

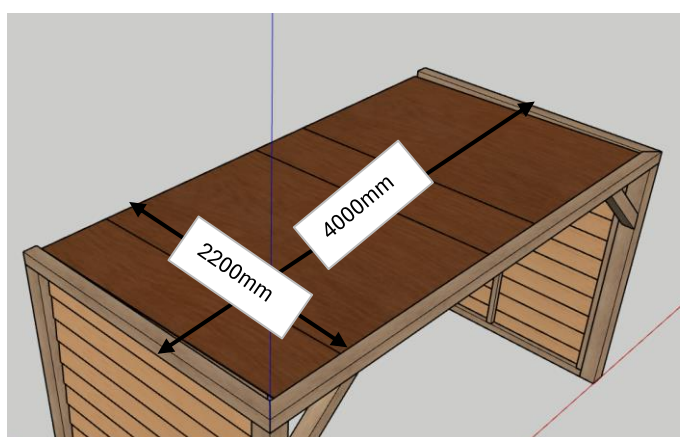




9.

1x EPDM 4000x2400mm

Verdeel het EPDM over de dakplaten. Zorg dat het EPDM aan de achterzijde 13cm oversteekt. Verdeel de overige zijdes



10.

1x Lat 65x16mm - 3692mm
2x Lat 65x16mm - 1950mm
14x Schroef 40mm

+ Snij het Epdm wat aan de voor +
kopzijdes onder de lat uitsteekt af
(indien nodig)

